



Designed for use on aerial lift bucket trucks made by:

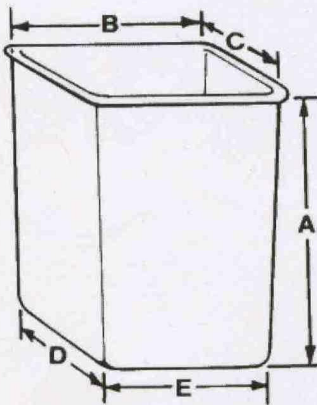
MBI Monzon Brothers, Inc

PLASTIC TECHNIQUES, INC.

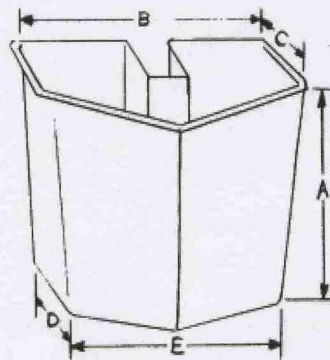
MBI Crane & Hoist
Material Handling Products and Services

VARIOUS MANUFACTURERS

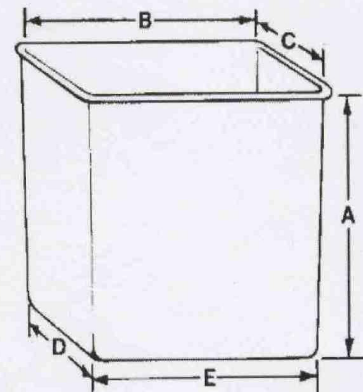
Aerial Lift - Baker - Dur-A-Lift - Hunt-Pierce - Skyworker



A is measured from the bottom of the rim to the base of the insert.
B & C measurements are taken one inch down from beneath the lip, on the outside of the insert.



D & E measurements are taken three inches up from the bottom, on the outside of the insert. This eliminates distortion due to the radius of the corners.



NOTE: All dimensions shown in chart below refer to the OUT-SIDE of the insert, or INSIDE of the bucket. All measurements are rounded to the nearest half-inch.

ELECTRICAL INSULATING BUCKET INSERT SPECIFICATIONS

PTI MODEL#	MFG'S CODE	SHAPE	DIMENSIONS IN INCHES					NO. PER BOX	PTI ACCESSORY ITEMS		
			A	B	C	D	E		LIDS	SCUFF PADS	SCUFF PADS W/ STEP
A-03	Aerial Lift	Square	39	24	24	22	22	3	2L28	D-21	DS-27
B-50	Baker	Kidney	42	54	25	23.5	52	1			
BU-59	Baker	Square	39	23.5	23.5	20	20	4	2L28	D-19	DS-15
C-03	Skyworker	Square	39	24	24	22	22	3	2L28	D-21	DS-27
C-04	Skyworker	Square	39	24	24	22.5	22.5	3	2L28	D-22	DS-17
DL-42	Dur-A-Lift	Square	42	24	24	21	21	4	2L28	D-20	DS-1
DL-42S	Dur-A-Lift	Square	42	24	24	21	21	4	2L28	D-20-N	DS-1
U-59	Hunt-Pierce	Square	39	23.5	23.5	20	20	4	2L28	D-19	DS-15

S = Insert with Molded Step

FORM #1011-C VARIOUS MFRS. Rev.D 9/09
Copyright 2009