



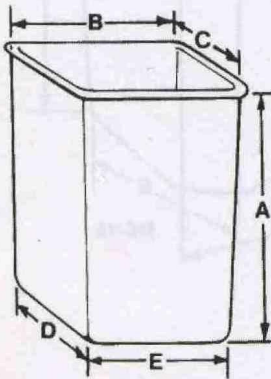
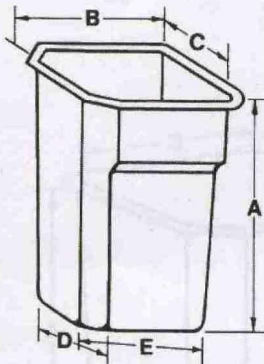
Designed for use on aerial lift bucket trucks made by:

MBI Monzon Brothers, Inc

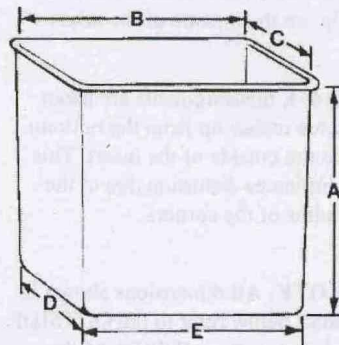
PLASTIC TECHNIQUES, INC.

MBI Crane & Hoist
Material Handling Products and Services

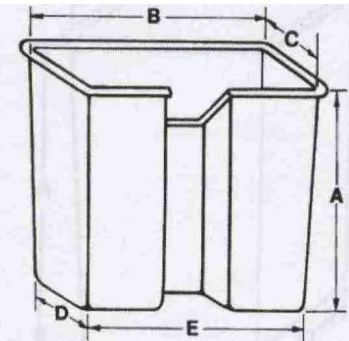
PITMAN



A is measured from the bottom of the rim to the base of the insert.
B & C measurements are taken one inch down from beneath the lip, on the outside of the insert.



D & E measurements are taken three inches up from the bottom, on the outside of the insert. This eliminates distortion due to the radius of the corners.



NOTE: All dimensions shown in chart below refer to the OUTSIDE of the insert, or INSIDE of the bucket. All measurements are rounded to the nearest half-inch.

ELECTRICAL INSULATING BUCKET INSERT SPECIFICATIONS

PTI MODEL#	MFG'S CODE	SHAPE	DIMENSIONS IN INCHES					NO. PER BOX	PTI ACCESSORY ITEMS		
			A	B	C	D	E		LIDS	SCUFF PADS	SCUFF PADS W/ STEP
P-45		Rect.	38	24	19	17.5	20.5	4	FITALL-I	D-45FG	DS-24
P-46	BN-1 078-35-0840	6-sided	42	23	24	19.5	20	3	2W46N	D-23	DS-7L/DS-7R
P-47	BN-6	Square	42	23	23	22	22	3	2L28	D-21	DS-6
P-47S	BN-6	Square	42	23	23	22	22	3	2L28	D-21-N	DS-6
P-49	PTI 6PW	6-sided	42	24	24.5	21	21	3	2W46N	D-23	DS-25L DS-25R
P-52	MN 078-49-0552	Kidney	42	55	24	22	52	1	N/A	D-52FG	DS-26

S = Insert with Molded Step