



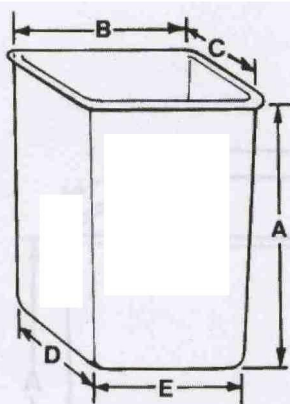
Designed for use on aerial lift bucket trucks made by:

MBI Monzon Brothers, Inc

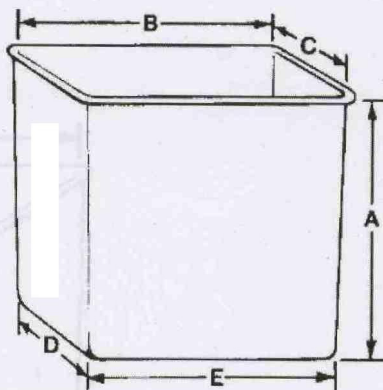
PLASTIC TECHNIQUES, INC.

MBI Crane & Hoist
Material Handling Products and Services

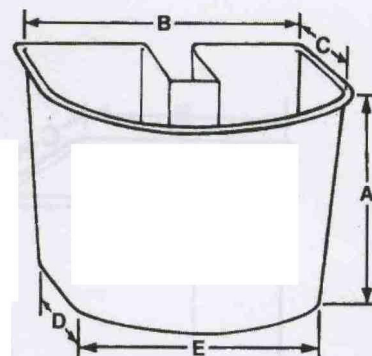
HI-RANGER



A is measured from the bottom of the rim to the base of the insert.
B & C measurements are taken one inch down from beneath the lip, on the outside of the insert.



D & E measurements are taken three inches up from the bottom, on the outside of the insert. This eliminates distortion due to the radius of the corners.



NOTE: All dimensions shown in chart below refer to the OUTSIDE of the insert, or INSIDE of the bucket. All measurements are rounded to the nearest half-inch.

ELECTRICAL INSULATING BUCKET INSERT SPECIFICATIONS

PTI MODEL#	MFG'S CODE	SHAPE	DIMENSIONS IN INCHES					NO. PER BOX	PTI ACCESSORY ITEMS		
			A	B	C	D	E		LIDS	SCUFF PADS	SCUFF PADS W/ STEP
R-22	O.C.	Rect.	41	24	20	18	22	3	FITALL-I	D-24	DS-10
R-24	4F40/4E	Square	41	22	22	21	21	2	FITALL-I	D-20	DS-14
R-28	5FI52	Rect.	41	28	22	21	27	2	28L32/5F30	D-28	DS-8/DS-8A
R-28S	5FI52	Rect.	41	28	22	21	27	2	28L32/5F30	D-28-N	DS-8
R-38	4F35	Rect.	41	36	22	21	35	1	5F38	D-38	DS-19
R-48	5TD/5FI48	Rect.	41	46	22	21	45	1	*	D-46	DS-11/DS-11A
R-48S	5TD/5FI48	Rect.	41	46	22	21	45	1	*	D-46-N	DS-11
R-66	6TD	Kidney	42	57	30	29	56	1	6HT-C	D-66FG	DS-28
R-68	6EHV/6TD non-foam	Kidney	42	56	30	28	54	1	6HT-C	D-68	DS-29

* Choose 5A48, 5F48, or 5TD48 Configuration, please see catalog section 2 for details.
S= Insert with Molded Step

FORM #1002-C HI-RANGER REV.G 9/09
Copyright 2009